















































































































I PREZZI ORTOFRUTTICOLI DEI MERCATI ALL'INGROSSO - 01 giugno 2020

	BOLOGNA			MILANO			PADOVA			ROMA			trend ultimi 12 mesi				
	prezzo (€/kg)	var. % su sett. Prec.	var. % su anno prec.	prezzo (€/kg)	var. % su sett. Prec.	var. % su anno prec.	prezzo (€/kg)	var. % su sett. Prec.	var. % su anno prec.	prezzo (€/kg)	var. % su sett. Prec.	var. % su anno prec.					
<b>ALBICOCCHE</b>  3,3%																	
ALBICOCCHE PRICIA cal. 45-50 cat. I IN VASCHE (ITALIA)	2,00		0,0%							2,20							
ALBICOCCHE TIPO COTT cal. 40-45 cat. I IN VASCHE (ITALIA)	2,50		0,0%					2,80		0,0%	1,80		0,0%				
ALBICOCCHE TIPO COTT cal. 45-50 cat. I IN VASCHE (ITALIA)	2,80		0,0%					3,40		13,3%	2,00		0,0%				
<b>ANGURIE</b>  -2,0%																	
ANGURIE BABY cal. 2-3 KG. cat. I MONOSTRATO (ITALIA)	1,00		0,0%		11,1%			1,20		-4,0%		41,2%	1,20		-7,7%		
ANGURIE cal. 12-16 KG. cat. I ALLA RINFUSA (GRECIA) BINS	0,90		0,0%														
ANGURIE cal. 12-16 KG. cat. I ALLA RINFUSA (ITALIA) BINS								0,68		1,5%	0,65						
ANGURIE cal. 8-12 KG. cat. I MONOSTRATO (SICILIA)	1,30		0,0%					0,61		-3,2%							
<b>ASPARAGI</b>  9,2%																	
ASPARAGI VERDI cal. 12-16 cat. I IN MAZZI (ITALIA)	2,80		0,0%		-30,0%			3,85		37,5%		28,3%	2,50		0,0%		-10,7%
ASPARAGI VERDI cal. 16-20 cat. I IN MAZZI (ITALIA)	3,50		0,0%		-22,2%			4,30		13,2%		7,5%	1,50		0,0%		-53,1%
<b>CILIEGE</b>  -18,4%																	
CILIEGE DURONE cal. 26-28 cat. I ALLA RINFUSA (ITALIA)	4,30		-52,2%		-52,2%			4,20		-12,5%		-19,2%					
CILIEGE DURONE cal. 28-30 cat. I ALLA RINFUSA (ITALIA)	5,90		-26,3%		-30,6%			5,80		-17,1%		-3,3%					
CILIEGE FERROVIA cal. 28-30 cat. I ALLA RINFUSA (ITALIA)	7,00		-12,5%					7,00		-12,5%	5,00						
<b>CIPOLLE</b>  -3,3%																	
CIPOLLE ROSSE DI TROPEA cal. N.C. cat. I IN TRECCE DI TROPEA IGP (CALABRIA)								2,10		7,7%							
CIPOLLE TONDE BIANCHE cal. N.C. cat. I ALLA RINFUSA (MESSICO) SACCHI	1,40		0,0%														
CIPOLLE TONDE DORATE cal. 60-80 cat. I ALLA RINFUSA (OLANDA) SACCHI	0,60		0,0%					0,51		0,0%	0,45		-35,7%				
CIPOLLE TONDE DORATE cal. N.C. cat. I ALLA RINFUSA (OLANDA) SACCHI	0,45		0,0%								0,60		0,0%				
<b>FRAGOLE</b>  2,6%																	
FRAGOLE cal. 30-40 cat. I IN VASCHE (ITALIA)	4,50		18,4%					3,00		-11,8%		36,4%	4,50		0,0%		60,7%
<b>MELONI</b>  -0,8%																	
MELONI LISCI cal. 1000-1250 GR. cat. I MONOSTRATO (ITALIA)	3,00		0,0%		20,0%			2,70		-10,0%		28,6%	2,20		0,0%		
MELONI LISCI cal. 750-1000 GR. cat. I MONOSTRATO (ITALIA)	2,70		0,0%					2,20		0,0%							
MELONI RETATI cal. 1000-1250 GR. cat. I MONOSTRATO (ITALIA)	2,60		0,0%		73,3%			1,80		0,0%		33,3%	2,00		100,0%		
MELONI RETATI cal. 750-1000 GR. cat. I MONOSTRATO (ITALIA)	2,50		0,0%					1,45		3,6%	1,80						
<b>POMODORI</b>  -3,0%																	
POMODORI CILIEGINI cal. MEDI cat. I A PIU' STRATI (ITALIA)	1,40		0,0%					1,20		-4,0%	1,20		-7,7%				
POMODORI CILIEGINI cal. PICCOLI cat. I A PIU' STRATI (ITALIA)	1,50		0,0%					1,40		-3,4%	1,30		-7,1%				
POMODORI COSTOLUTI VERDI cal. 82-102 cat. I MONOSTRATO (ITALIA)	1,80		0,0%					1,20		-11,1%	1,20		0,0%				
POMODORI CUORE DI BUE VERDI cal. 82-102 cat. I MONOSTRATO (ITALIA)	1,80		0,0%		63,6%			1,10		-8,3%		0,0%	1,20		-7,7%		-40,0%
POMODORI DATTERINI cal. N.C. cat. I DOPPIO STRATO (ITALIA)	2,50		0,0%					1,95		0,0%	2,20		0,0%				
POMODORI TIPO PICCADILLY cal. N.C. cat. I A PIU' STRATI (ITALIA)	1,40		0,0%					1,10		-8,3%	1,30		0,0%				
POMODORI TONDI LISCI ROSSI A GRAPPOLO cal. 67-82 cat. I DOPPIO STRATO (ITALIA)	1,30		0,0%		30,0%			0,80		14,3%		33,3%	1,00		-9,1%		25,0%
POMODORI TONDI LISCI ROSSI A GRAPPOLO cal. 67-82 cat. I DOPPIO STRATO (OLANDA)	1,90		0,0%		171,4%			0,60		-7,7%		0,0%	0,80		14,3%		
POMODORI TONDI LISCI VERDI cal. 82-102 cat. I MONOSTRATO (ITALIA)	1,50		0,0%		50,0%			0,80		0,0%		-11,1%	1,20		0,0%		
<b>ZUCCHINE</b>  -2,5%																	

## I PREZZI ORTOFRUTTICOLI DEI MERCATI ALL'INGROSSO - 01 giugno 2020

	BOLOGNA			MILANO			PADOVA			ROMA			trend ultimi 12 mesi			
	prezzo (€/kg)	var. % su sett. Prec.	var. % su anno prec.	prezzo (€/kg)	var. % su sett. Prec.	var. % su anno prec.	prezzo (€/kg)	var. % su sett. Prec.	var. % su anno prec.	prezzo (€/kg)	var. % su sett. Prec.	var. % su anno prec.				
ZUCCHINE SCURE LUNGHE cal. 14-21 CM. cat. I A PIU' STRATI (ITALIA)	0,90	→	0,0% ↑	12,5%			0,80	↓	-17,5%	↓	-27,3%	0,90	↑	12,5%	↑	12,5%
ZUCCHINE SCURE LUNGHE cal. 21-28 CM. cat. I A PIU' STRATI (ITALIA)	1,00	→	0,0%				0,60	↓	-20,0%			0,80	→	0,0%		
ZUCCHINE SCURE LUNGHE cal. 7-14 CM. cat. I MONOSTRATO (LAZIO)	1,30	→	0,0%									1,10	→	0,0%		